

Regents' Test Notification Survey Results June 2007

Methodology: Students were asked to respond to a 3 question survey about before starting their Regents' Test during the June 25-27, 2007 testing sessions.

Statistics

		Q1 How were you notified about taking the Regents' Test?	Q2 How would you prefer to be notified?	Q3 How often do you check your ASU email?
N	Valid	221	221	221
	Missing	0	0	0

Frequency Table

Q1 How were you notified about taking the Regents' Test?

		Frequency	Percent	Valid Percent	Cumulative Percent
Valid	1.00 Postal mail	42	19.0	19.0	19.0
	2.00 Email	37	16.7	16.7	35.7
	3.00 Both	134	60.6	60.6	96.4
	4.00 Other	8	3.6	3.6	100.0
	Total	221	100.0	100.0	

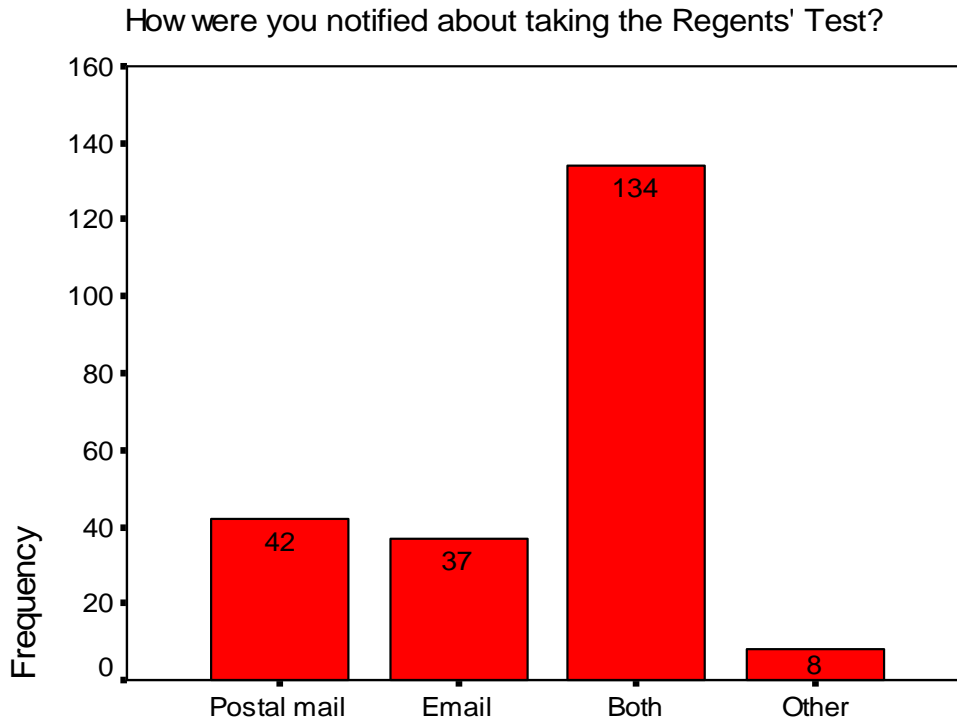
Q2 How would you prefer to be notified?

		Frequency	Percent	Valid Percent	Cumulative Percent
Valid	1.00 Postal Mail	101	45.7	45.7	45.7
	2.00 Email	120	54.3	54.3	100.0
	Total	221	100.0	100.0	

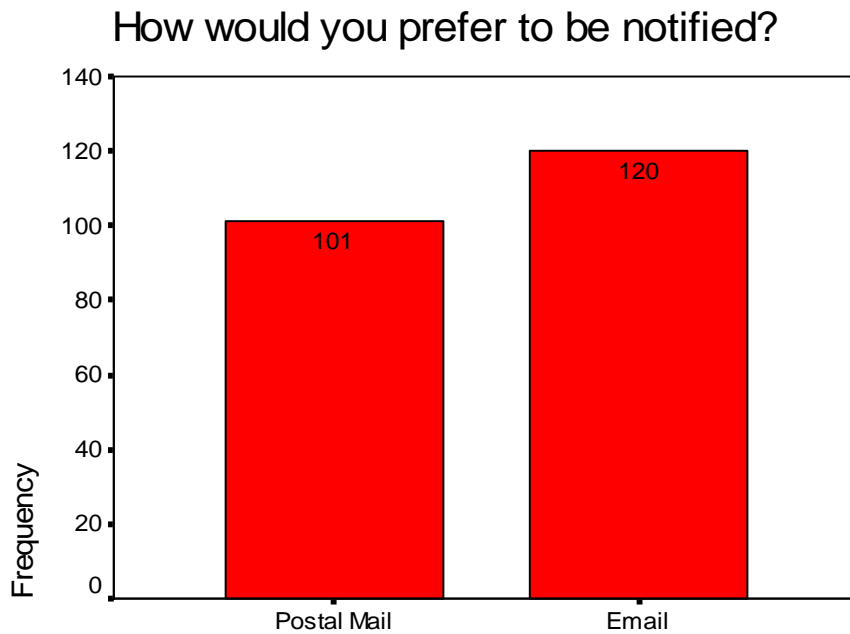
Q3 How often do you check your ASU email?

		Frequency	Percent	Valid Percent	Cumulative Percent
Valid	1.00 Never	9	4.1	4.1	4.1
	2.00 Once a week	57	25.8	25.8	29.9
	3.00 Once a day	85	38.5	38.5	68.3
	4.00 2-4 times a day	60	27.1	27.1	95.5
	5.00 5+ times a day	10	4.5	4.5	100.0
	Total	221	100.0	100.0	

Bar Chart

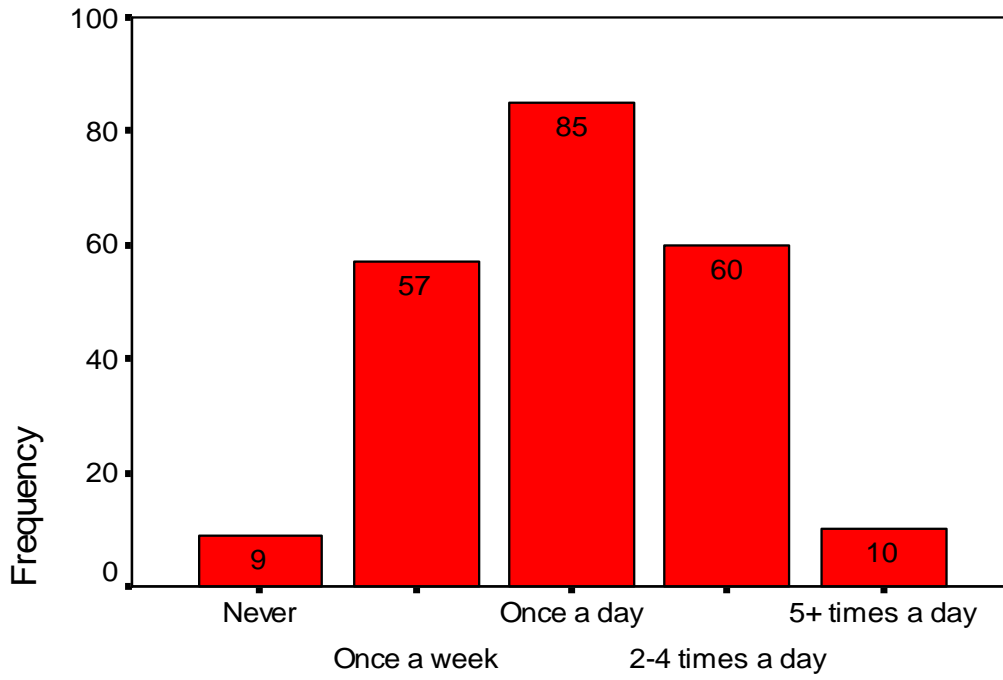


How were you notified about taking the Regents' Test?



How would you prefer to be notified?

How often do you check your ASU email?



How often do you check your ASU email?