




Test	Factor 1	Factor 2	Factor 1&2	Replications			Total	Average
				1	2	3		
1	-	-	+					
2	+	-	-					
3	-	+	-					
4	+	+	+					
AVG +								
AVG -								
Effect								

DOT DIAGRAM



Sources	SS	df	MS	F
A		1		
B		1		
AB		1		
Error				
Total				

INTERACTIONS		Factor 2	
compute averages		-	+
Factor	-		
1	+		